

## Australian Standards® Online

Welcome to your new A+ Standards Service, exclusive to Australian Institute of Architects A+ Members. It has been specially developed to enable the Institute to provide a comprehensive standards reference service to all A + members, as set out in the 'Terms of Use' below, at a fraction of the cost of the full SAI Global on-line subscription service.

This service will give you access to:

- All Australian Standards (AS)
- Joint Australia / New Zealand (AS/NZS)
- Adoptions of International Organization for Standardization (ISO) and International Electrotechnical Commission (IEC) Standards
- Copy and paste up to 25% of a Standard into your own **internal** documents
- Access to LexConnect; a service within Standards On-Line that will provide details of which Australian Standards are referenced in Australian legislation, as well as any other Standards referenced in that legislation.

You can also purchase PDF and hardcopy standards at a **discounted rate of 20%** off the hardcopy retail price (this offer excludes already discounted packages such as Reusable Electronic Contracts). This discount is exclusive to A+ members only.

### Terms of use

The Institute recognises that its members generally only need to refer to a standard for their work. To save them the time and expense of maintaining an extensive standards library – especially of standards they may need as a one-off, the Institute has worked with SAI Global to provide this service, including limited copy/paste functions, and access to LexConnect.

The terms of use are as follows:

- This service will allow you to search and review standards for a **period of 30 minutes** from the time you log on. You will receive a two minute warning before your time expires; once your time expires you will need to re-log in.
- To log in you need your **Institute member number and password**. If you have forgotten your member number and password please contact your local Chapter.
- The Institute's SAI Global subscription will allow you to: -
  - Temporarily save documents: It is possible to save a standards document to your computer; however it will expire after ten hours.
  - Copy and paste up to 25% of a Standard into your own **internal** documents, such as WHS and HR documents, policies, projects, training and procedure guides. Please note that the content is not to be pasted into external client documents.
  - Access LexConnect, so that you can identify what legislation the Standards are referenced in.
- Under the terms of your subscription, you are **strictly prohibited** from: -
  - Printing; under the terms of your subscription printing is not permitted.
  - Emailing documents or parts thereof.
  - Copying and pasting Standards content for use in external client documents. If you wish to use Standards content within any documents intended for outside your business, you will need a copyright license from SAI Global.
- The following browser versions are supported for this service: -
  - Microsoft Internet Explorer [Latest version and the two superseding versions]
  - FireFox [Latest version]
  - Safari [Latest version]
  - Chrome [Latest version]

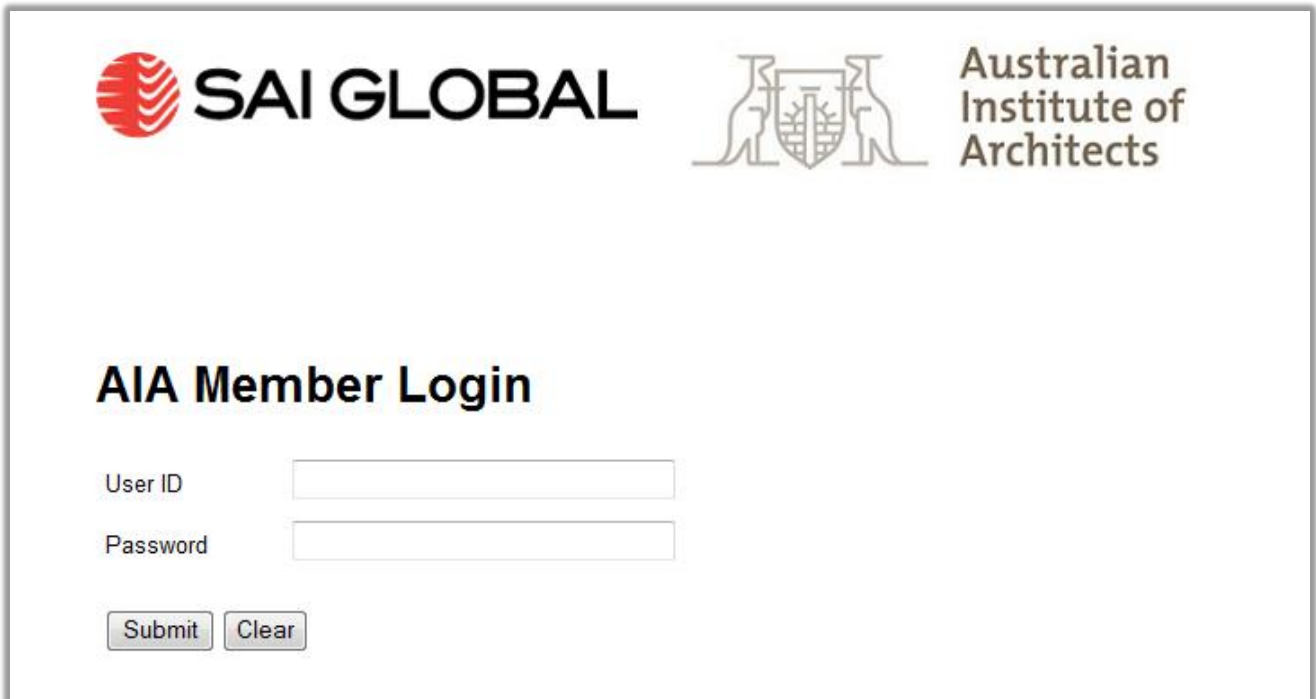
We recommend the use of a PDF reader such as Adobe Reader or Professional (Version 7 or later). Acrobat Reader is freely available to download from Adobe at [www.adobe.com](http://www.adobe.com).

## Standards Service Overview (For Internet Explorer Users)

In this section you will find information on how to: login in and out; search and review a standard; save, email and print single pages; purchase standards; and register or update your existing SAI Global log in.

### Log in

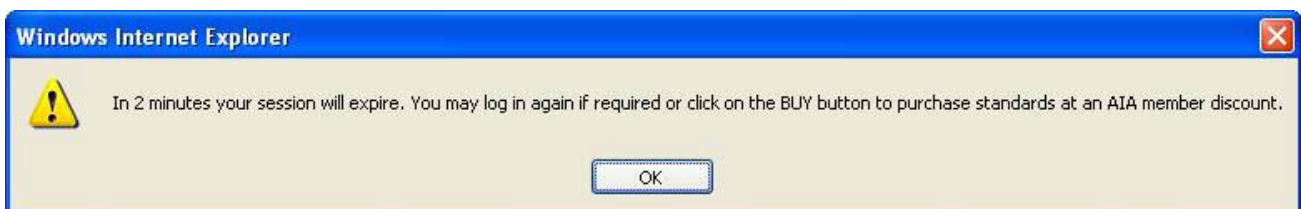
- To access your new subscription, please click on the link and save to your 'favourites' <http://www.saiglobal.com/online/AIALogin.asp>.
- Log in using your Institute member number and password and click on submit.



The screenshot shows the AIA Member Login page. At the top, there are logos for SAI GLOBAL and the Australian Institute of Architects. Below the logos, the text "AIA Member Login" is displayed. There are two input fields: "User ID" and "Password". Below the input fields are two buttons: "Submit" and "Clear".

### Logging out

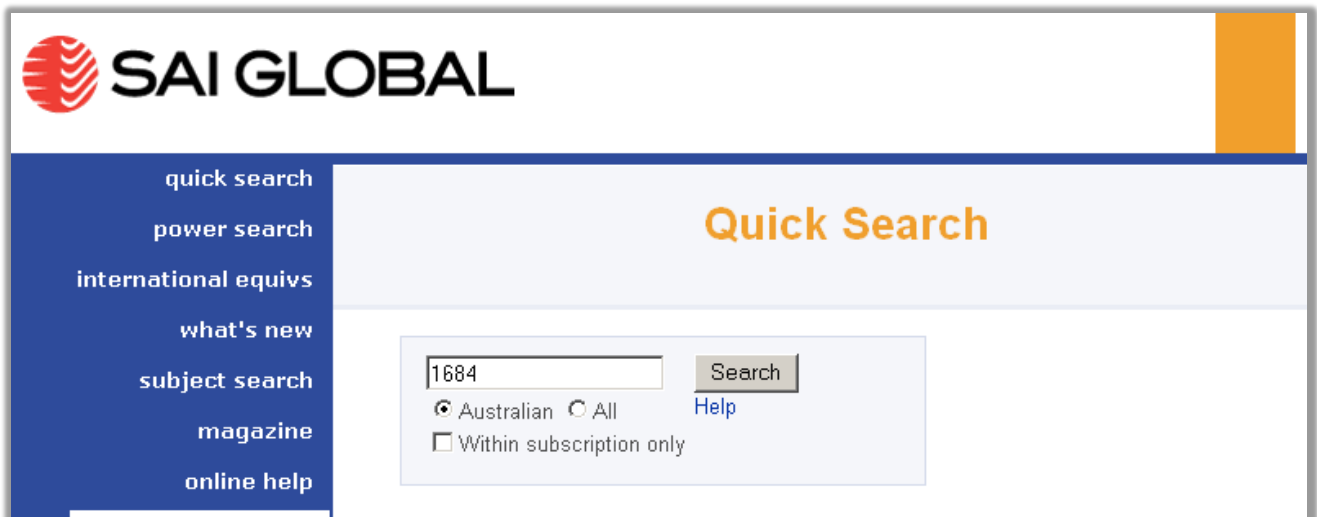
- A dialogue box will pop up with a 2 minute warning before your 30 minute session expires.



- When your 30 minutes is up, you will need to return to the log in screen and re-log on.

## Search Standards

- Once you are logged in you are able to start searching standards.
- Search for standards by:
  - Typing in the designation number (type the number only for best results).
  - Using a key word for the subject area of interest for broader searches (it may take longer to find what you're looking for when using keywords, unless you're able to use fairly exact terms).



- In search results click on 'View Document' to open the publication or click on the title of the standard, to open an overview of the publication which generally includes its abstract and history.
- You can select the LexConnect icon to take you directly to the LexConnect information related to this Standard. If there is no LexConnect icon, then that Standard is not referenced in legislation.



1684 Search



Australian  All Help

Within subscription only

Can't find the document you are searching for? Search over 330 publishers' documents in the InfoStore for [1684](#)

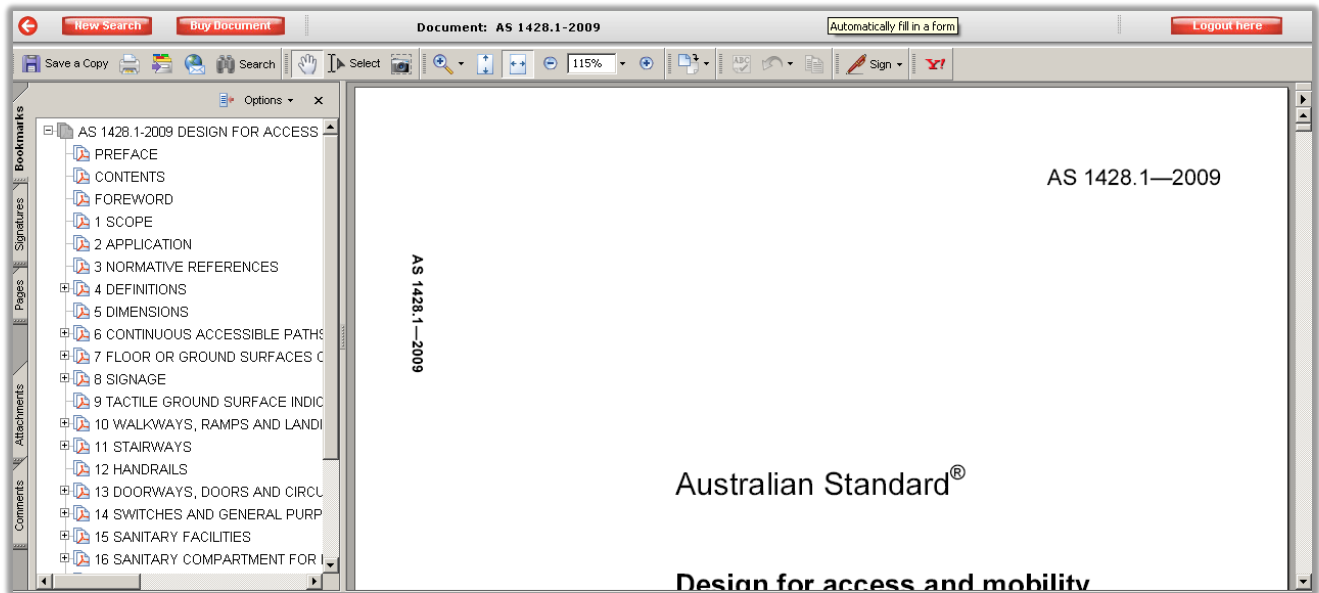
### Search Results

1 to 15 of 129 record(s) found.

Product <small>(Click on title for Details and Pricing)</small>	View	Australian Legislation
 <b>AS 1684.1-1999</b> Residential timber-framed construction - Design criteria	 View Document	 LexConnect
<b>AS 1684.1-1999/Amdt 1-2002</b> Residential timber-framed construction - Design criteria	 View Document	
 <b>AS 1684.2-2010</b> Residential timber-framed construction - Non-cyclonic areas	 View Document	 LexConnect

## Reviewing the Standard

- Once you have selected the 'View Document' option, click on the option to open the document.
- Where an interactive Table of Contents is available, click on the item of interest, and the standard will open to that page.



- Use the 'back' and 'forward' buttons on the browser toolbar to go to the page you were previously viewing.
- To search within a standard, use the system search browser to find the term. This will also highlight the search term.
- Please note that in some cases the index page number does not match the standard page number, as the numbering starts at the covering pages, therefore pages will be out by a few numbers.
- To exit the page in the standard and to return to the results list, click on the 'New Search' button in the tool bar.
- If you want to buy the standard, click on the 'Buy Document' button in the tool bar.
- To log out of the Service, click on the 'Logout Here' button in the tool bar.

## Saving documents


- Saving of documents off-line for a limited period is a permitted function in the subscription.
- Save:  
To save a copy of the standard as a pdf file, go to the menu bar and click on 'File, then 'Save as'.
- Please note that the saved pdf will expire after approximately ten hours to prohibit the breach of copyright.

## Copy/Paste of documents

- To copy part of a Standard, simply highlight the part of the PDF that you wish to copy, right click and select 'copy'.
- You can paste up to 25% of the Standard into an internal document, such as HR and WHS documents, policies, projects, training and procedure guides. Please note that the content is not to be pasted into external client documents.

## Viewing LexConnect

- LexConnect is visible from the Product Details Page of a particular Standard. You may need to expand the 'tree' if the detail is not already visible.



### AS 1684.2-2010 : Residential timber-framed construction - Non-cyclonic areas





[View Document](#)

**Status:** Current  
**Published:** 21 Jun 2010      **Committee:** TM-002  
**Pages:** 268  
**Other Notes:** ISBN: 978-0-7337-9433-9. The CD included with this product is intended to be used on Microsoft PC environment.

**Supersedes:**  
AS 1684.2-2006 Residential timber-framed construction - Non-cyclonic areas (SEE IMPORTANT NOTE)  
DR AS 1684.2 CP Residential timber-framed construction - Part 2: Non-cyclonic areas  
AS 1684.2-2006 (AMENDED) Residential timber-framed construction - Non-cyclonic areas (SPECIAL REPRINT WITH AMENDMENT 1 INCLUDED - SEE IMPORTANT NOTES)  
**Amendments:** Amdt 1 21 June 2012 (ISBN 978-1-74342-117-8)

### LexConnect \*

**Legislation**

- [-] Legislation Referencing this Standard
  - [-] [Building \(General\) Regulation 2008 No. 3](#) [Principal - Regulation] [ACT]
    - Reference: Part 3, Div. 3.2, s. 17**
    -  [AS 1684.1-1999 Residential timber-framed construction - Design criteria](#)
    -  [AS 1684.3-2010 Residential timber-framed construction - Cyclonic areas](#)
    -  [AS 1684.4-2010 Residential timber-framed construction - Simplified - Non-cyclonic areas](#)
    -  [AS 2870-2011 Residential slabs and footings](#)

- LexConnect will provide a list of all Australian legislation that the Standard is referenced in, including where in the legislation it is referenced.
- It will also provide a list of other Australian Standards referenced in that particular legislation.
- LexConnect will also provide you with direct access to the actual legislation if you wish to view it in more detail.
- LexConnect information will only be available if the Standard in question is referenced in legislation.

## **Purchasing a Standard**

A+ members are able to purchase PDF and hardcopy standards at a discounted rate of up to 20% (this offer excludes already discounted packages such as Reusable Contract Standards). This discount is unique to Institute A+ members. You are able to purchase standards at the discounted rate either by phone or online.

### Phone

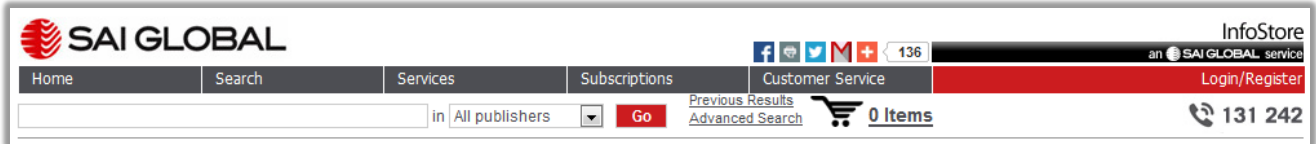
- 131 242 - SAI Global Customer Service Centre

### Online

- To buy any product from the SAI Global site, and in particular, to receive the A+ member discount, you need to be registered on the SAI Global site. Registration is free and only takes a few minutes. See 'Registering or updating your existing SAI Global log in', in this document for details on how register.
- If you are an existing SAI Global registered user, you will need to change your details in the 'Membership' tab. See 'Adding a Membership, in this document in order to obtain the discount.
- To buy a standard that is in your A+ service, click on the 'Buy Document' button and a new InfoStore screen will open. You will need to have your pop-up blocker switched off or adjusted to always allow the SAI Global website, otherwise it will prevent a new screen from opening containing the SAI Global InfoStore and the standard that you wish to purchase.

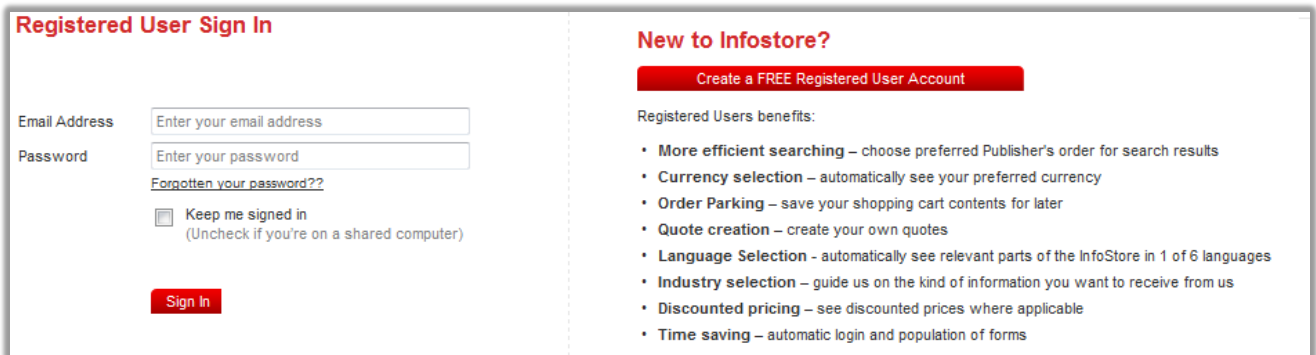
## Registering or updating your existing SAI Global log in

- To register, visit <http://infostore.saiglobal.com/store/>.
- Click on 'Login/Register' in the top tool bar.



The screenshot shows the top navigation bar of the SAI GLOBAL website. It includes the SAI GLOBAL logo, a search bar with a dropdown menu set to 'All publishers', a 'Go' button, and links for 'Previous Results', 'Advanced Search', and a shopping cart with '0 Items'. On the right, there are social media icons, a user count of '136', and a 'Login/Register' button. The phone number '131 242' is also visible.

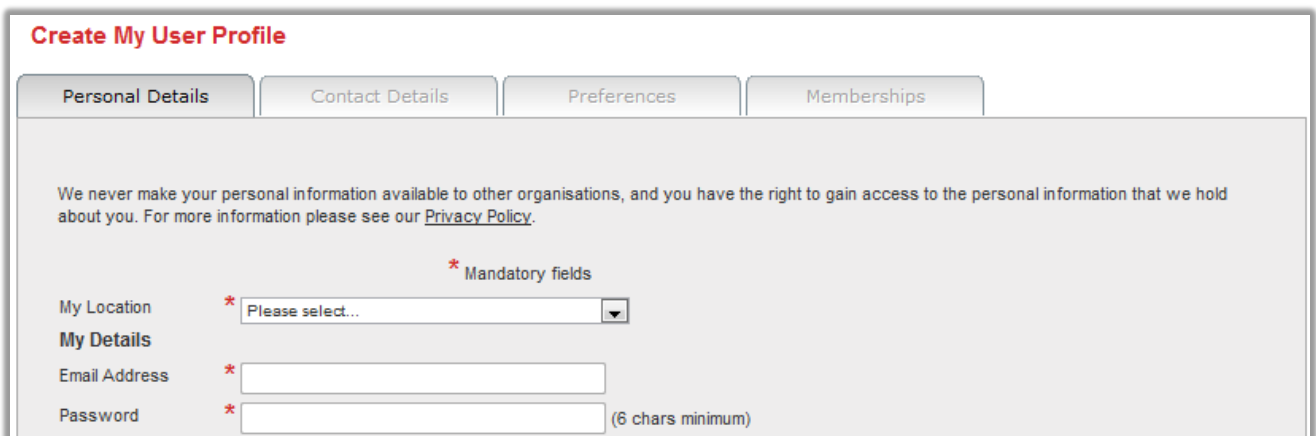
- The following screen will open.



The screenshot shows the user login and registration options. On the left, under 'Registered User Sign In', there are input fields for 'Email Address' and 'Password', a 'Forgot your password??' link, a 'Keep me signed in' checkbox, and a 'Sign In' button. On the right, under 'New to Infostore?', there is a red button to 'Create a FREE Registered User Account' and a list of benefits for registered users, including more efficient searching, currency selection, order parking, quote creation, language selection, industry selection, discounted pricing, and time saving.

### If you are registering for the first time:

- Click on the 'Create a FREE Registered User Account' link on right, and complete the registration by filling in the Personal Details, Contact Details, Preferences, and Memberships tabs (see the section on 'Adding a membership' for details on how to add your A+ membership details).

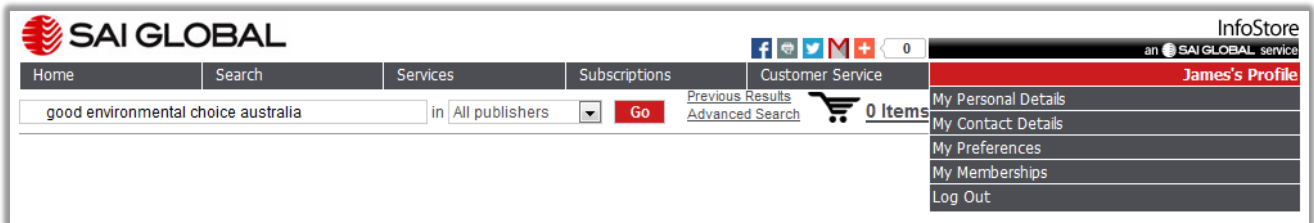


The screenshot shows the 'Create My User Profile' registration form. It has four tabs: 'Personal Details', 'Contact Details', 'Preferences', and 'Memberships'. Below the tabs is a privacy notice: 'We never make your personal information available to other organisations, and you have the right to gain access to the personal information that we hold about you. For more information please see our [Privacy Policy](#).' Below this, there is a section for 'Mandatory fields' with input fields for 'My Location' (a dropdown menu), 'My Details' (a sub-section), 'Email Address', and 'Password' (with a note '(6 chars minimum)').

- Once you have completed filling in the tabs, click on the 'Add Membership' button, and you will be logged in on the InfoStore site.

If you are updating an existing registration:

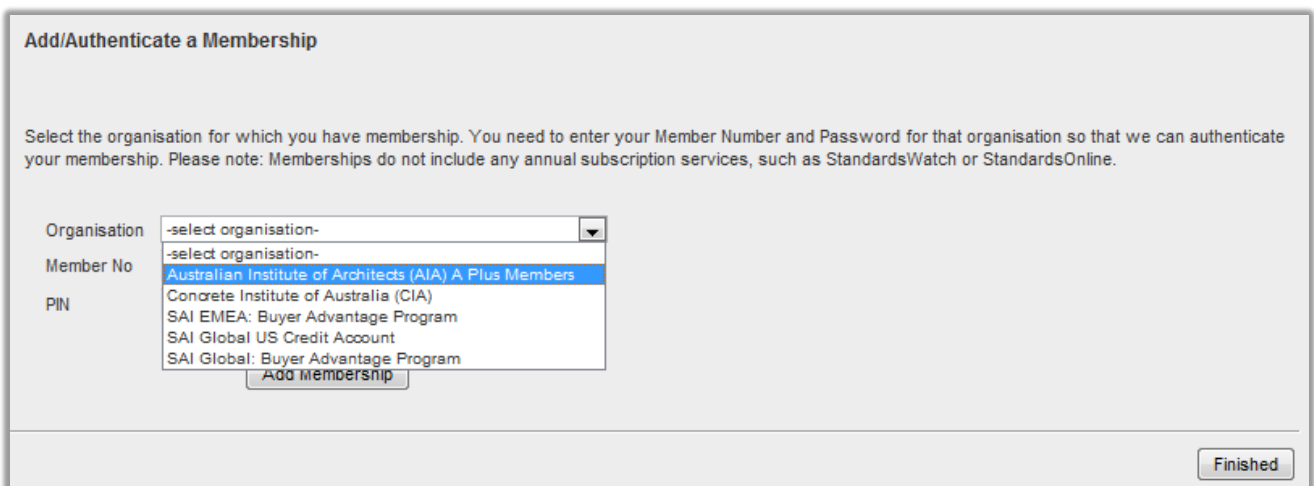
- Log in as a 'Registered User' using your email address and nominated password. Hover over 'My Profile' in the grey toolbar across the top of the page (this button has been personalised, and is likely to include your first name e.g., 'James's Profile' in the example below), and click on 'My Memberships'.



The screenshot shows the SAI GLOBAL website interface. At the top left is the SAI GLOBAL logo. To the right are social media icons for Facebook, YouTube, Twitter, and LinkedIn, followed by a shopping cart icon with '0 Items'. Below these is a search bar containing 'good environmental choice australia' and a 'Go' button. A navigation menu includes 'Home', 'Search', 'Services', 'Subscriptions', and 'Customer Service'. On the right, the 'InfoStore' logo is visible, along with 'an SAI GLOBAL service' and a personalized user profile 'James's Profile'. A dropdown menu is open under 'James's Profile', listing options: 'My Personal Details', 'My Contact Details', 'My Preferences', 'My Memberships', and 'Log Out'.

Adding a Membership:

- To obtain your discount, you will need to add a membership in the 'Memberships' tab.
- Click on the drop down menu next to 'Organisation' and select 'Australian Institute of Architects (AIA) A Plus Members' from the drop-down menu. Enter your Institute member number and password in the 'Member No' and 'PIN' fields, and click on 'Add Membership'. Click on 'Finished'.



The screenshot shows the 'Add/Authenticate a Membership' form. The title is 'Add/Authenticate a Membership'. Below the title is a paragraph of instructions: 'Select the organisation for which you have membership. You need to enter your Member Number and Password for that organisation so that we can authenticate your membership. Please note: Memberships do not include any annual subscription services, such as StandardsWatch or StandardsOnline.' The form contains three input fields: 'Organisation' with a dropdown menu showing '-select organisation-', 'Member No' with a dropdown menu showing '-select organisation-' and 'Australian Institute of Architects (AIA) A Plus Members' selected, and 'PIN' with a dropdown menu showing 'Concrete Institute of Australia (CIA)', 'SAI EMEA: Buyer Advantage Program', 'SAI Global US Credit Account', and 'SAI Global: Buyer Advantage Program'. Below the 'PIN' field is an 'Add membership' button. At the bottom right of the form is a 'Finished' button.

- With registration complete, your Institute A+ discount will be automatically applied when you purchase PDF and hardcopy publications through the shopping cart (this offer excludes already discounted packages such as Reusable Electronic Contracts).





## Further Information

For further information or queries in relation to your Institute A+ Membership and access to your A+ Standards subscription, please contact the Membership Services Unit at [membership@raia.com.au](mailto:membership@raia.com.au).